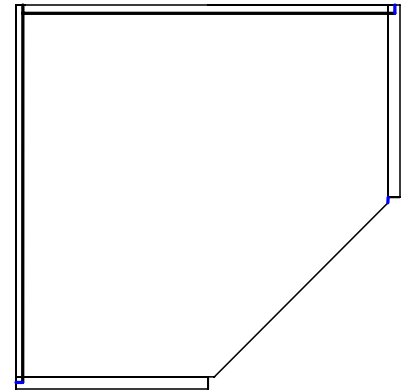
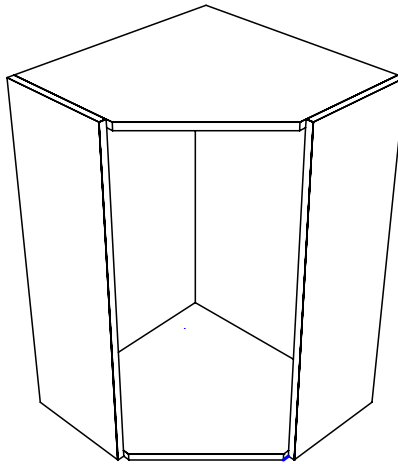


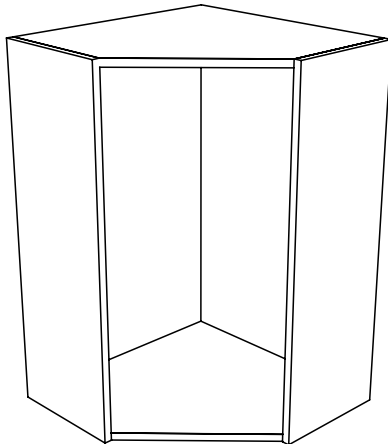


# WALL CORNER CABINETS

1. Backs are 1/2" material rabbited in + 1/16"
2. Tops and bottoms extend past sides in front to maintain proper door bumper gap
3. Backs are line bore drilled to support shelves




WC0D



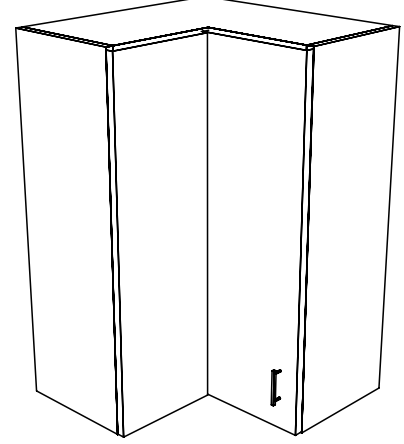
Wall Corner - 0 Door

WC1D0D



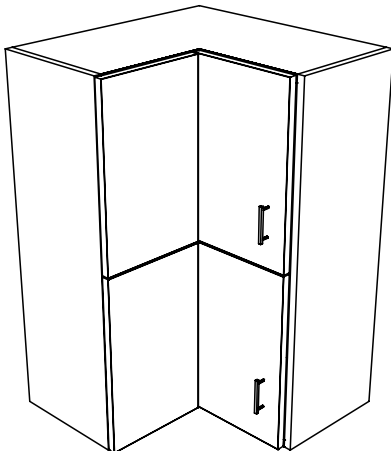
Wall Corner - 1 Door, 0 Divider

WC1DPC




Wall Corner - 1 Door, Pie Cut

WC2DPC2S




Wall Corner - 2 Door, Pie Cut 2 Section

WB1D0D



\*Specify Blind Panel Width  
Wall Blind - 1 Door

WB2D0D



\*Specify Blind Panel Width  
Wall Blind - 2 Door