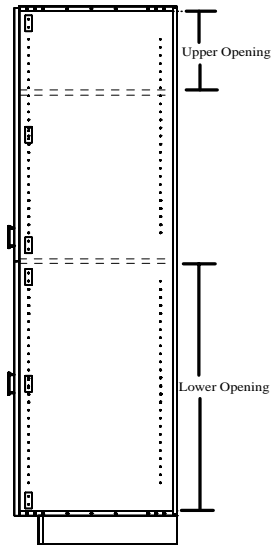





TALL CABINETS

1. Tall cabinets have no nailers
2. Tall cabinets have standard 1/2" backs
3. Tops, Bottoms and Sides are rabbited 1/2" deep
4. Integral Toe is available
5. When sectioning, specify interior opening heights
6. Molding Filler option is available

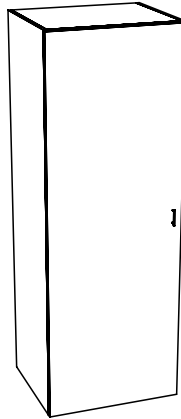


T0D



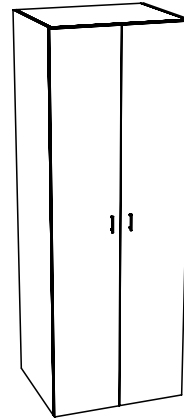
Tall - 0 Door

T1D




Tall - 1 Door

T2D



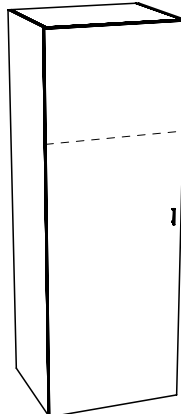
Tall - 2 Door

T0D2S



*Specify lower opening height
Tall - 0 Door, 2 Section

T1D2S



*Specify lower opening height
Tall - 1 Door, 2 Section

T2D2S

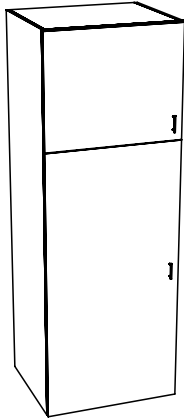


*Specify lower opening height
Tall - 2 Door, 2 Section



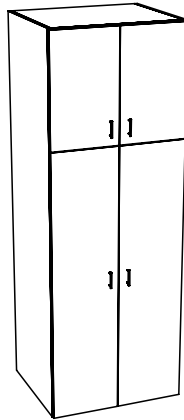
TALL CABINETS

T2D0D2S



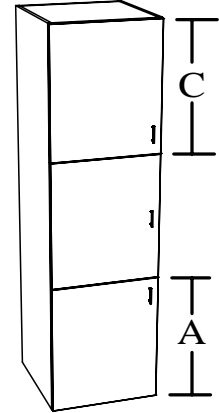
*Specify lower opening height
Tall - 2 Door, 0 Divider, 2 Section

T4D0D2S



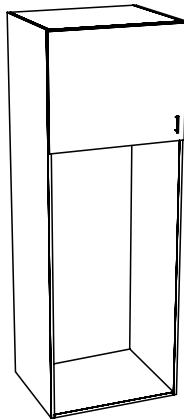
*Specify lower opening height
Tall - 4 Door, 0 Divider, 2 Section

T3D3S



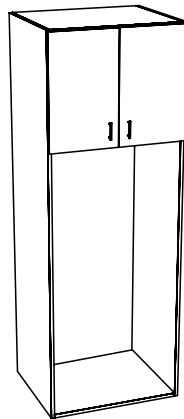
*Specify opening heights for "A" and "C"
Tall - 3 Door, 3 Section

T1D0DTV



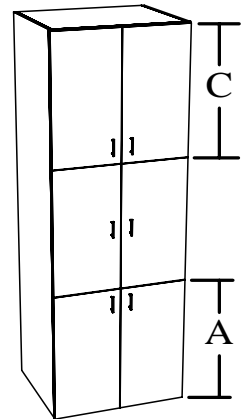
*Specify lower opening height
Tall - 1 Door, 0 Divider, TV

T2D1DTV




*Specify lower opening height
Tall - 2 Door, 1 Divider, TV

T6D3S



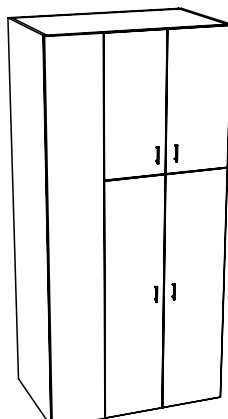
*Specify opening heights for "A" and "C"
Tall - 6 Door, 3 Section

TB2D




*Specify blind panel width, lower opening
Tall Blind - 2 Door

TB4D



*Specify blind panel width, lower opening
Tall Blind - 4 Door

T0DHP



No line bore

*Specify up to 10 opening sizes
Tall - Open Horizontal Partition