





# MISC. CABINETS

CT1D1FD



Specify All Dwr Front Heights  
Cooktop - 1 Drawer, 1 False Dwr

CT2D1FD




Specify All Dwr Front Heights  
Cooktop - 2 Drawer, 1 False Dwr

CT3D1FD




Specify All Dwr Front Heights  
Cooktop - 3 Drawer, 1 False Dwr

MC0D




Solid Backs, Line Bore Holes Adjust  
Forward and Back for Shallow Cabinet  
Medicine Cabinet - 0 Door

MC1D



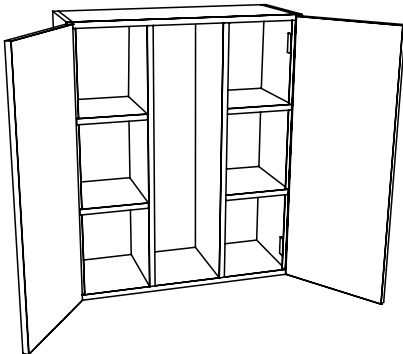
Solid Backs, Line Bore Holes Adjust  
Forward and Back for Shallow Cabinet  
Medicine Cabinet - 1 Door

MC2D



Solid Backs, Line Bore Holes Adjust  
Forward and Back for Shallow Cabinet  
Medicine Cabinet - 2 Door


W2DRH



Two Vert Partitions Provide Space For  
Vent Pipe to Pass Through. Specify Center  
Opening, Loose Panel Provided

Wall - 2 Door Range Hood

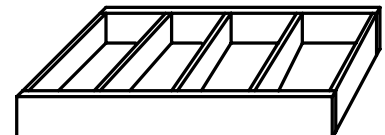
T0DMS



Puts Masonite Shelves in Entire Cabinet  
or Only in Lower Section if Specified

Tall - 0 Door, Masonite Shelves

TOEBASE



Specify Qty of Verticle Ribs  
Specify Qty of Anchor Plates

Toe Base - Frame