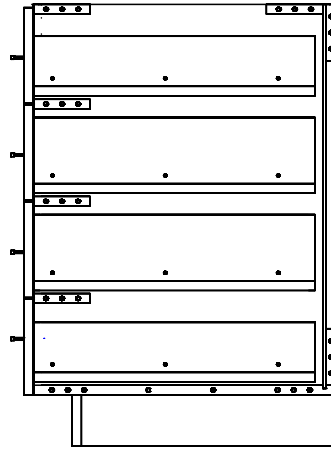


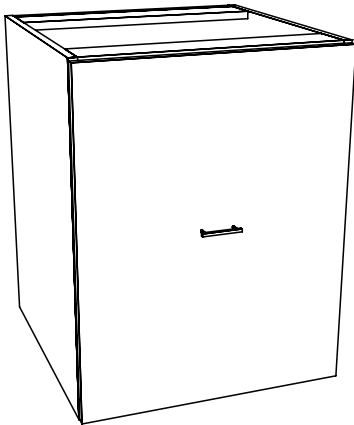


DRAWER BANKS

1. Drawer faces can be any size
2. Holes are drilled for specified hardware eliminating the need to count holes for placement
3. Drawer stretchers are optional
4. Cabinets can be ordered with integral toe
5. Drawer boxes can be ordered with cabinet
6. Cabinet can be constructed with stretchers or a full top

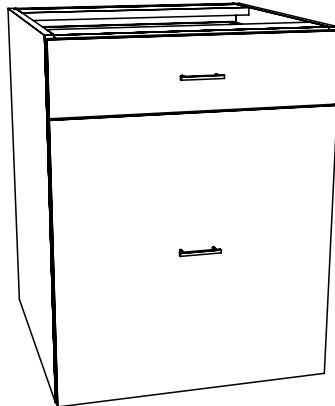


DB1D_1




Drawer - 1 Float

DB2



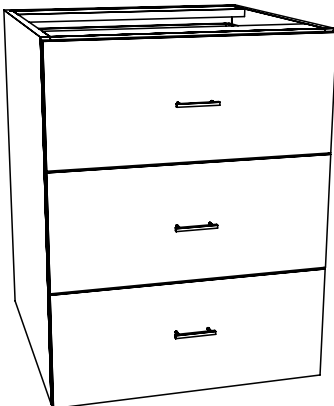
Drawer - 2 Custom (Specify Sizes)

DB2D_1



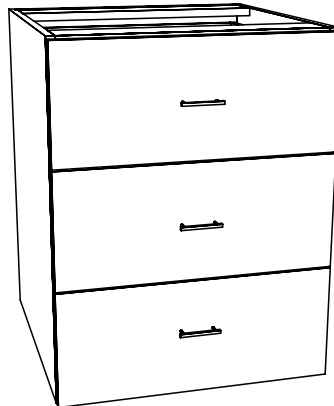
Drawer - 2 Float

DB3



Drawer - 3 Custom (Specify Sizes)

DB3D_1



Drawer - 3 Float

DB3D_2




Drawer - 1 Regular, 2 Float




DRAWER BANKS

DB3D_3



Drawer - 2 Regular, 1 Float

DB4




Drawer - 4 Custom (Specify Sizes)

DB4D_1



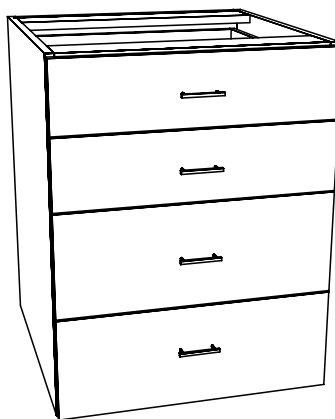
Drawer - 4 Float

DB4D_2




Drawer - 1 Regular, 3 Float

DB4D_3



Drawer - 2 Regular, 2 Float

DB4D_4



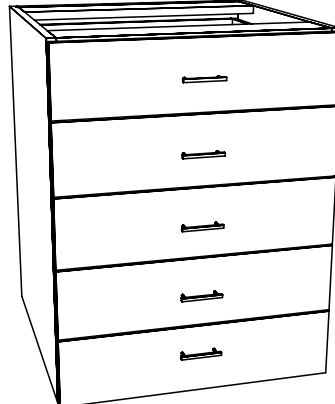
Drawer - 3 Regular, 1 Float

DB5




Drawer - 5 Custom (Specify Sizes)

DB5D_1



Drawer - 5 Float

DB5D_2



Drawer - 1 Regular, 4 Float



DRAWER BANKS

DB5D_3




Drawer - 2 Regular, 3 Float

DB5D_4




Drawer - 3 Regular, 2 Float

DB6




Drawer - 6 Custom (Specify Sizes)

DB6D_1




Drawer - 6 Float

DB6D_2




Drawer - 1 Regular, 5 Float

DB7



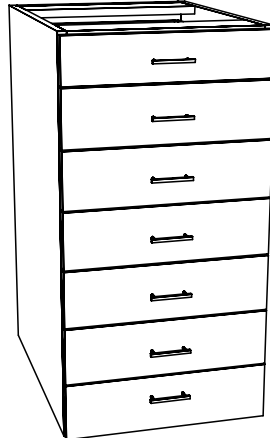
Drawer - 7 Custom (Specify Sizes)

DB7D_1



Drawer - 7 Float

DB7D_2



Drawer - 1 Regular, 6 Float