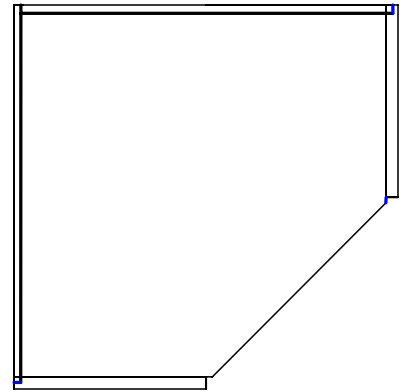
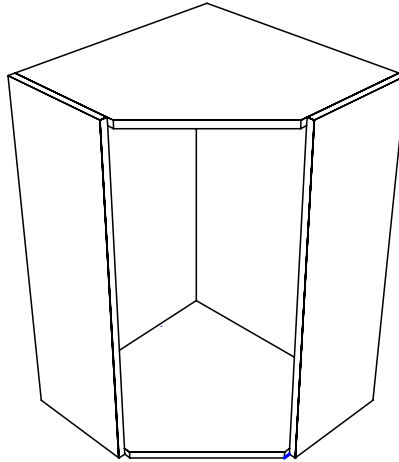


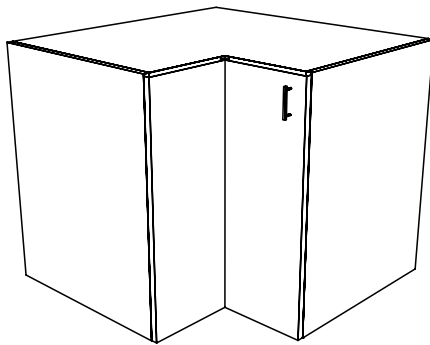


BASE CORNER CABINETS

1. Backs are 1/2" material rabbited in + 1/16"
2. Tops and bottoms extend past sides in front to maintain proper door bumper gap
3. Backs are line bore drilled to support shelves

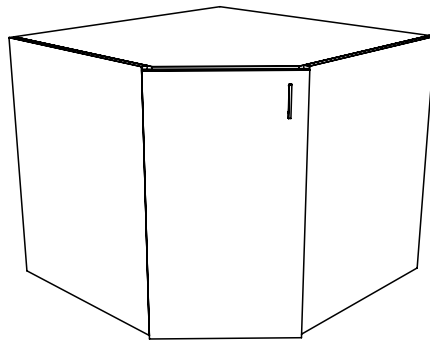


BC1DPC



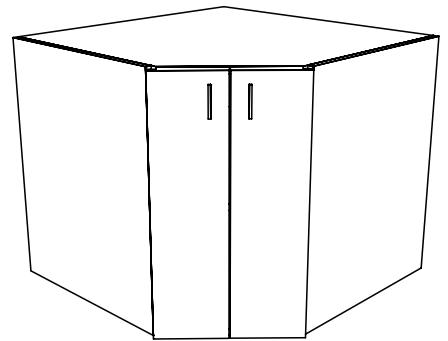
Available With Round Back
Base Corner - 1 Door, Pie Cut

BC1D0D



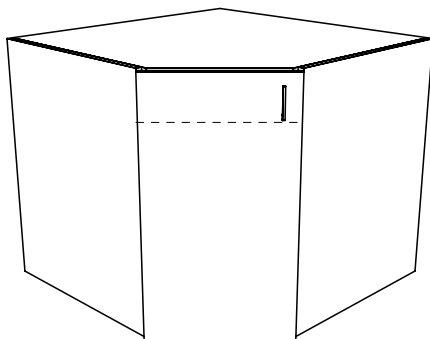
Available With Round Back
Base Corner - 1 Door, 0 Dwr

BC2D0D



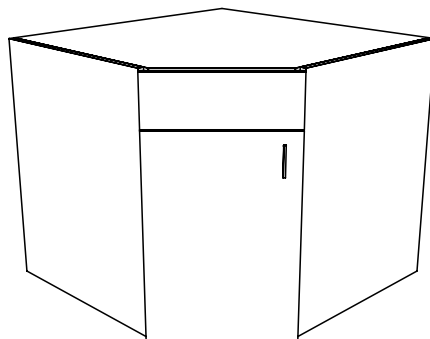
Available With Round Back
Base Corner - 2 Door, 0 Dwr

SC1D0FD



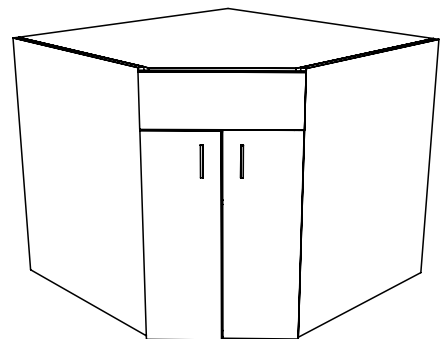
Sink - 1Door, 0 False Dwr

SC1D1FD



Sink Corner - 1 Door, 1 False Dwr

SC2D1FD



Sink Corner - 2 Door, 1 False Dwr